

WWSR Hand outs

Protocols

C – Communication
L – Line of Sight
A – Avoidance is better than cure
P – Position of maximum usefulness

- **S** - Shout
- **R** - Reach
- **T** - Throw
- **R** - Row
- **G** - Go

- **S** – Self
- **T** – Team
- **V** – Victim
- **E** – Equipment

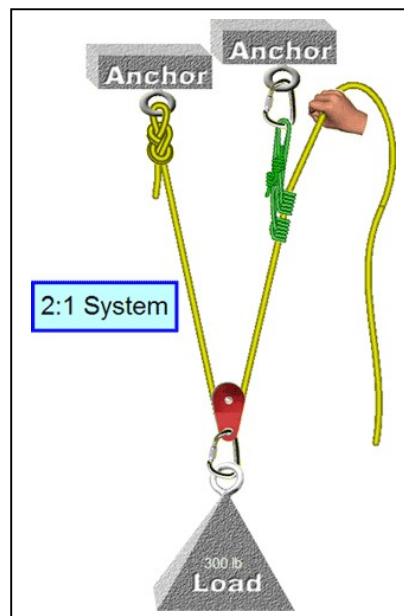
Mechanical Advantages –

Progression with rope attached already

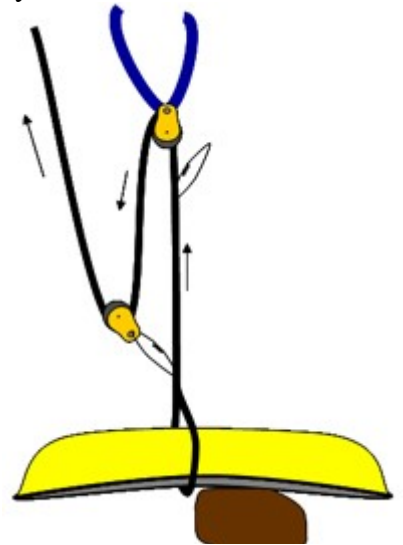
1. pull – various angles
2. boyscout pull – strops
3. vector
4. 3:1 – z drag
5. 3:1 with pig rig

Progression without rope already attached.

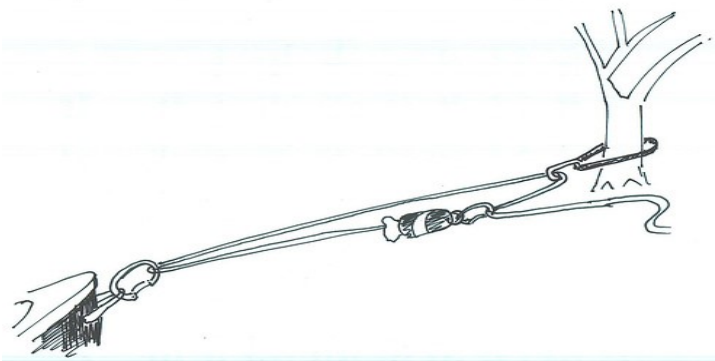
1. 2:1 – prussic attached
2. 2:1 with Pig Rig Attached
Or
3. Roving 4:1



3:1 system



Roving 4:1 system



- **Clean Rope Principle**
- **Shallow, Narrow and Slow**
- **Up stream spotter**
- **Down stream spotter**
- **Safe swimming position**
- **Practise, Practise & Practise**
- **Use the protocols**
- **Rescue by dictatorship**

